



Paulson Training Programs, Inc. InSite360 Learners - Getting Started

To access the Paulson InSite360 training, go to <https://www.eathcampus.com/Paulson/login/index.html> to begin your training. Enter your **UserName** as found in the **InSite360 Employee Signup spreadsheet** or given to you by your manager or by Paulson Training.



Welcome to Paulson's Online Training Programs!

Please enter your user ID and password to access your training.

User ID:

Password:

LOGIN

Upon logging in, your Home Page will appear and the courses you are registered for will be listed.



My Home

Welcome back, John Doe

My History

My Home: Paulson Training Programs University

Account Help

Logout

Current Courses

Paulson Courseware

Basic Machine Operator

- [Basic Operator Lesson 2](#) new

- [Basic Operator Pre-Test](#) new

Basic Machine Operator - Mandarin

- [Basic Operator Lesson 1 - Mandarin](#) new

Plastic Drying

- [Plastic Drying - Pretest](#) new

Practical Injection Molding - Basic

- [Practical Injection Molding Basic - Lesson 2](#)

Completed Courses:


Click on the Lesson you wish to take.

Launch Course

- **It is important that when you want to leave the lesson, you use the Exit button within the course, not just shut down your browser. A window will appear telling you that the information is being saved. Click 'Okay'. If that window does not appear then your progress will not be saved.**
- **When you finish a lesson and receive a passing grade of 80% or above, the lesson will show as completed in your history (this may take a refresh or new login to show). If a completion doesn't appear, then something in your computer set-up or your method of exiting from the website has prevented communication between your computer and the website. Let your manager know or submit a Help Desk inquiry.**
- **The lesson pre-tests are for assessment purposes only and do not need to show completion in order for you to have completed the entire course.**

Once you have successfully completed a lesson it will show up in the Completed Course List at the bottom of your Home Page. The lessons can be launched from there for review and to retake the tests if you wish.

The **History** button on the left of your Home Page will show you what courses you have accessed and when.




Paulson
Training Programs, Inc.

My History [Get Print View](#)

Learner: John Doe
Report Date: 08/18/11 12:50 PM EDT

Current Registrations	Current Tests	Past Registrations	Past Tests	
Course Name	Registration Start Date	Registration End Date	Course Start Date	Course Completion Date
Plastic Drying - Pretest	08/12/11 02:39 PM EDT	--	--	--
Basic Operator Lesson 1 - Mandarin	07/27/11 08:00 AM EDT	--	--	--
Practical Injection Molding Basic - Lesson 2	06/23/11 08:00 AM EDT	--	06/23/11 10:01 AM EDT	--
Basic Operator Lesson 1	06/02/11 08:00 AM EDT	--	06/02/11 02:32 PM EDT	06/02/11 03:18 PM EDT
Basic Operator Lesson 2	06/02/11 08:00 AM EDT	--	--	--
Basic Operator Pre-Test	06/02/11 08:00 AM EDT	--	--	--

For scores, click on the tab 'Current Tests'.



Paulson
Training Programs, Inc.

My History [Get Print View](#)

Learner: John Doe
Report Date: 08/18/11 12:50 PM EDT

Current Registrations	Current Tests	Past Registrations	Past Tests					
Course	Test	Test Start Date	Correct Answers	Incorrect Answers	Not Answered	Test Score	Minimum Passing Score	Answers
Practical Injection Molding Basic - Lesson 2	AICC Course Result	06/23/11 10:02 AM EDT	0	0	0	40	70	
Basic Operator Lesson 1	AICC Course Result	06/02/11 02:33 PM EDT	0	0	0	100	70	

If you need assistance with InSite360, there is a button on your Home Page "Account Help".



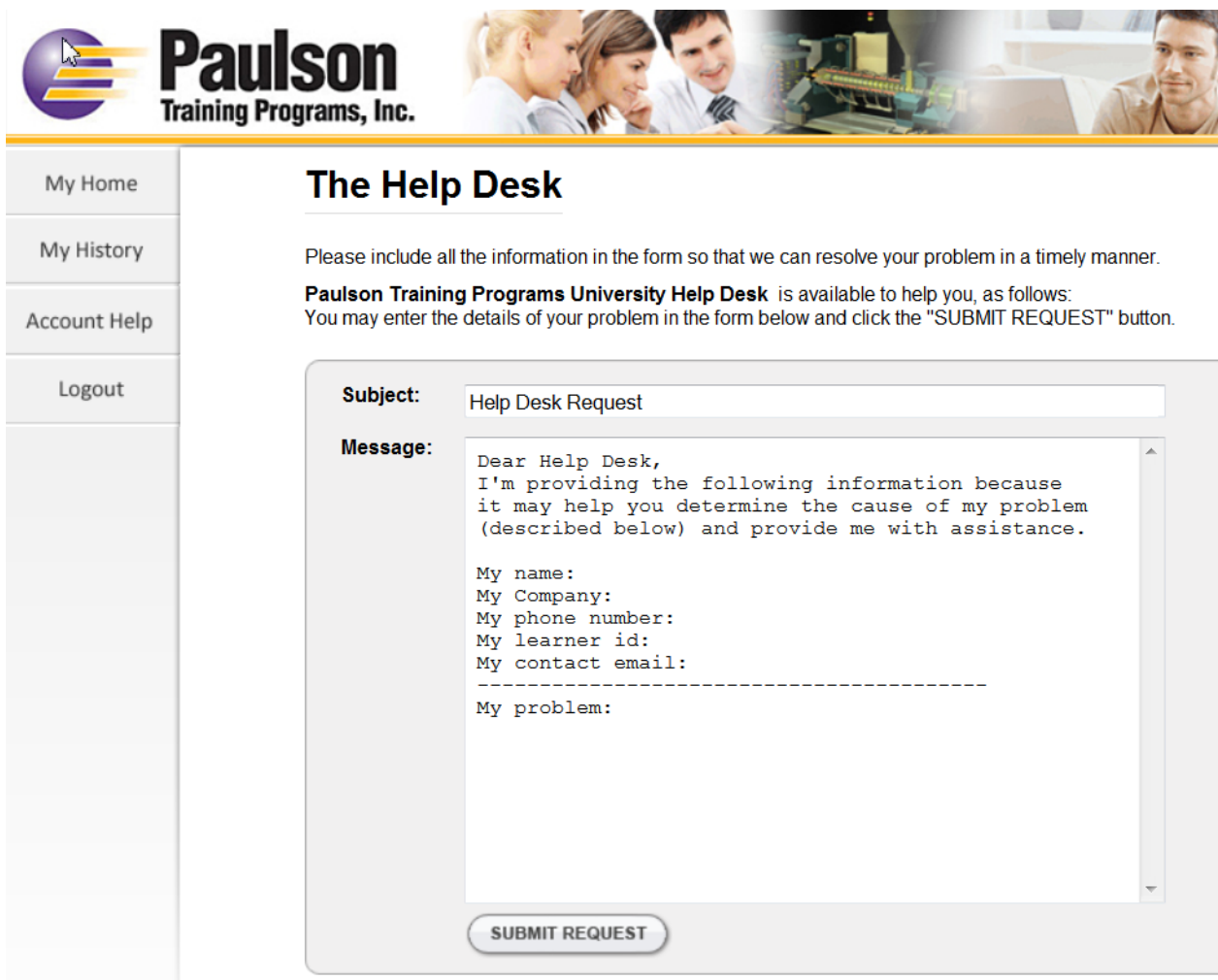
Paulson
Training Programs, Inc.

My Home
My History
Account Help
Logout

My Home: Paulson Training Programs University

Current Courses
Paulson Courseware

Click on **Account Help** and fill in all fields in the form and then click on **Submit Request**. **If you received an error message, please include it in your submission.**



Paulson
Training Programs, Inc.

My Home
My History
Account Help
Logout

The Help Desk

Please include all the information in the form so that we can resolve your problem in a timely manner.

Paulson Training Programs University Help Desk is available to help you, as follows:
You may enter the details of your problem in the form below and click the "SUBMIT REQUEST" button.

Subject: Help Desk Request

Message:
Dear Help Desk,
I'm providing the following information because it may help you determine the cause of my problem (described below) and provide me with assistance.

My name:
My Company:
My phone number:
My learner id:
My contact email:

My problem:

SUBMIT REQUEST

You will receive an email from the Help Desk addressing your problem.